






## Fish House and Travel Cover Patch Instructions


1. Cut out a fabric patch piece that is larger than the hole by about an inch on all sides.



2. Place patch over hole and mark the perimeter with a marker or pen. Turn patch over and roughen up the backside with some coarse sandpaper. This will allow the material to adhere together.



3. Spread a thin layer of adhesive around the hole to be patched. Lay patch over the adhesive and press firmly together. The adhesive is very runny so use it carefully. Adhesive dries in about 3 minutes and is fully cured in about 15 minutes.



4. If desired another piece may be glued over the hole on the inside. This will increase the strength of the area and give it a better appearance.

